

EHD IMAGING GMBH

Micro Manager und ImageJ

Jetzt für alle UK-Serie CCD und CMOS USB2.0 Kamerasysteme von EHD imaging GmbH, z.B. UK-1158, 2/3" CCD, 1.3 MPixel



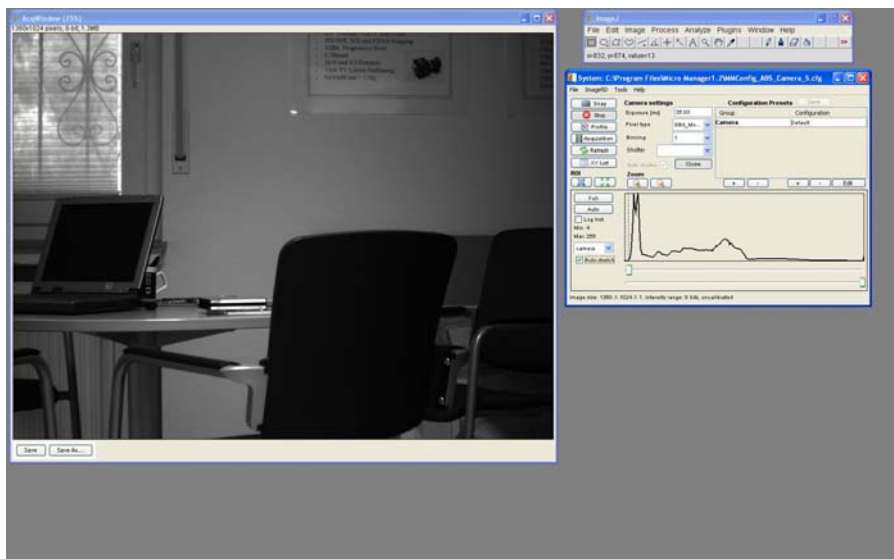
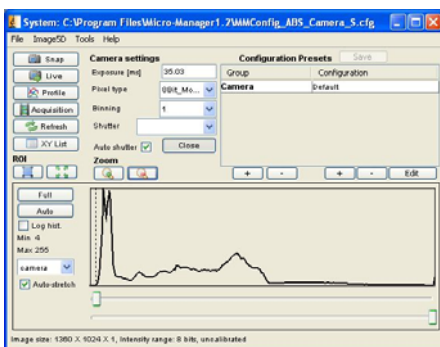
EHD IMAGING GMBH

Zum Rennplatz 15
D-49401 Damme

Telefon: 05491/2090
Fax: 05491/2098
E-Mail: info@ehd.de

Der μ Manager ist ebenfalls ein Open Source Software Paket für Bildverarbeitung und automatisierte Mikroskop Kontrolle.

www.micro-manager.org

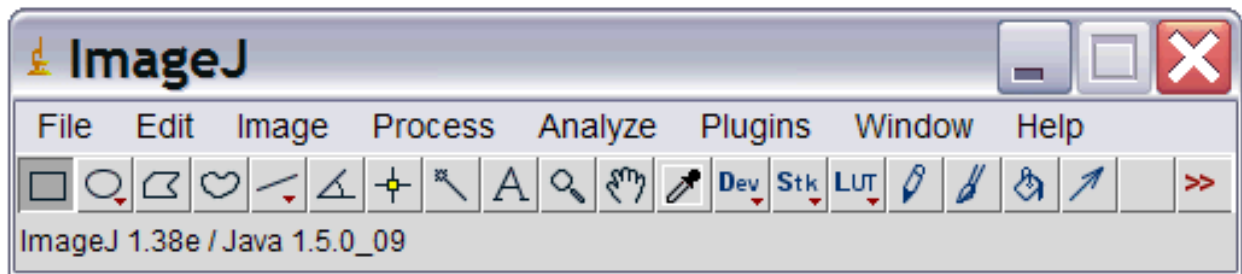


Bei diesem Programm handelt es sich um ein in Java geschriebenes und damit plattform-unabhängiges Bild-Bearbeitungs- und Bild-Verarbeitungs-Programm. Es wird vielfach für medizinische und wissenschaftliche Bild-Analyse genutzt. z.B. das Vermessen von Strukturen auf Mikroskopaufnahmen. Die Funktionalität des Programms kann durch Hunderte von Plugins erweitert werden. Im Bereich Druckvorstufe wird es für Farbraumanalysen verwendet.

Das Programm wurde von einem Mitarbeiter des National Institutes of Health USA entwickelt und ist Open Source und darf daher frei kopiert und von jedermann verändert oder durch Plugins erweitert werden. Zusätzlich ist die API von ImageJ dabei so entworfen, dass ImageJ selbst ebenso als Bildverarbeitungsbibliothek in andere Programme eingebunden werden kann.

- **Komplette Bildanalyse und Bildverarbeitung**
- **Kamerasteuerung**
- **Open Source**
- **Unterstützung gängiger Bildformate**
- **Umfangreiche Image Processing Tools**
- **GUI**
- **Umfangreiche Plugin-Sammlung**
- **etc.**

www.ehd.de



Funktionsübersicht:

Runs Everywhere:

ImageJ runs on Linux, Mac OS 9, Mac OS X, Windows, and the Sharp Zaurus PDA.

Open Source:

ImageJ and its Java source code are freely available and in the public domain. No license is required.

User Community:

ImageJ has a large and knowledgeable worldwide user community. More than 1700 users and developers subscribe to the ImageJ mailing list.

Macros:

Automate tasks and create custom tools using macros. Automatically generate macro code using the command recorder. More than 300 macros are available on the ImageJ Web site.

Plugins:

Extend ImageJ by developing plugins using ImageJ's built in text editor and Java compiler. More than 500 plugins are available.

Toolkit:

Use ImageJ as a image processing toolkit (class library) to develop applets, servlets or applications.

Speed:

ImageJ is the world's fastest pure Java image processing program. It can filter a 2048x2048 image in 0.1 seconds (*). That's 40 million pixels per second!

Data Types:

8-bit grayscale or indexed color, 16-bit unsigned integer, 32-bit floating-point and RGB color.

File Formats:

Open and save all supported data types as TIFF (uncompressed) or as raw data. Open and save GIF, JPEG, BMP, PNG, PGM, FITS and ASCII. Open DICOM. Open TIFFs, GIFs, JPEGs, DICOMs and raw data using a URL. Open and save many other formats using plugins.

Image display:

Tools are provided for zooming (1:32 to 32:1) and scrolling images. All analysis and processing functions work at any magnification factor.

Selections:

Create rectangular, elliptical or irregular area selections. Create line and point selections. Edit selections and automatically create them using the wand tool. Draw, fill, clear, filter or measure selections. Save selections and transfer them to other images.

Image Enhancement:

Supports smoothing, sharpening, edge detection, median filtering and thresholding on both 8-bit grayscale and RGB color images. Interactively adjust brightness and contrast of 8, 16 and 32-bit images.

Geometric Operations:

Crop, scale, resize and rotate. Flip vertically or horizontally.

Analysis:

Measure area, mean, standard deviation, min and max of selection or entire image. Measure lengths and angles. Use real world measurement units such as millimeters. Calibrate using density standards. Generate histograms and profile plots.

Editing:

Cut, copy or paste images or selections. Paste using AND, OR, XOR or "Blend" modes. Add text, arrows, rectangles, ellipses or polygons to images.

Color Processing:

Split a 32-bit color image into RGB or HSV components. Merge 8-bit components into a color image. Convert an RGB image to 8-bit indexed color. Apply pseudo-color palettes to grayscale images.

Stacks:

Display a "stack" of related images in a single window. Process an entire stack using a single command. Open a folder of images as a stack. Save stacks as multi-image TIFF files.